

Trends reported in the *Monthly Airfare Index* are extracted from the Topaz International, Ltd., National Airfare Database. These statistics represent travel trends and are typically used for comparative benchmarking. Additional analysis can be obtained by subscribing to the quarterly *Topaz Travel Report*.

Average Cost Per Domestic PNR

↑

May	\$ 538
June	\$ 578
Year to Date	\$ 515

Average Cost Per Domestic Segment

↑

May	\$ 271
June	\$ 295
Year to Date	\$ 260

Average Cost Per Domestic Mile

↑

May	\$0.30
June	\$0.36
Year to Date	\$0.29

Average Cost Per International PNR

↓

May	\$3,692
June	\$2,676
Year to Date	\$2,777

Average Cost Per International Segment

↓

May	\$1,694
June	\$1,358
Year to Date	\$1,334

Average Cost Per International Mile

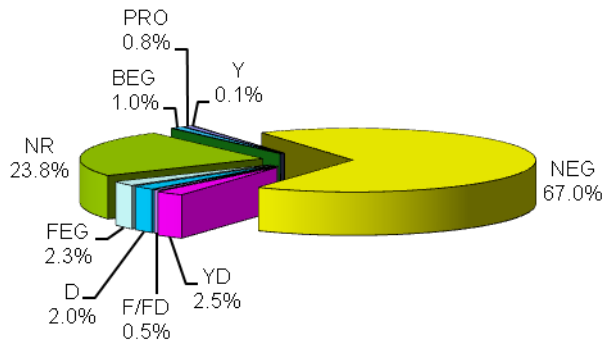
↑

May	\$0.46
June	\$0.48
Year to Date	\$0.34

PNR Profile Percent of Segments

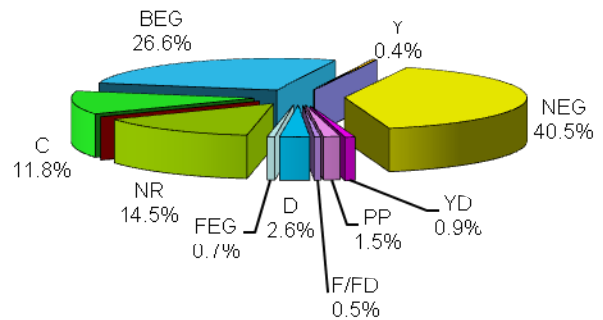
Domestic

All Categories

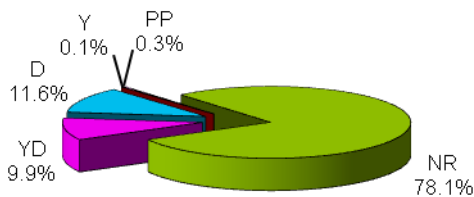


International

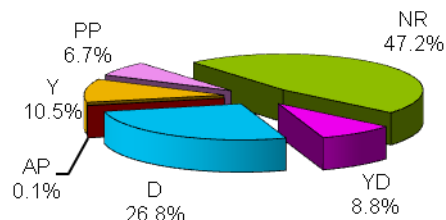
All Categories



Breakdown of Negotiated Coach Fare Categories



Breakdown of Negotiated Coach Fare Categories



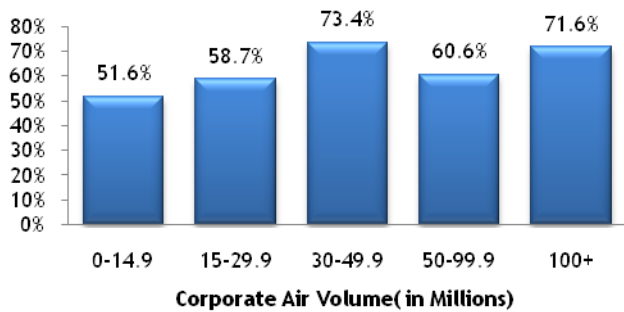
Average Cost per Domestic Segment by Airport

SEA	\$ 277	DFW	\$ 355
SFO	\$ 434	CVG	\$ 309
LAX	\$ 413	LGA	\$ 262
DEN	\$ 252	ATL	\$ 251
ORD	\$ 256	BOS	\$ 275

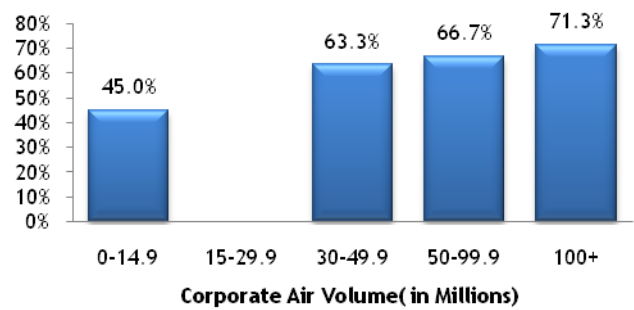
Average Cost per International Segment by Airport

SEA	\$1,877	MIA	\$ 935
SFO	\$2,374	LHR	\$1,804
LAX	\$2,660	CDG	\$1,504
ORD	\$2,353	HKG	\$3,203
DFW	\$1,674	MEX	\$ 471
JFK	\$2,216	SYD	\$2,009
ATL	\$2,635	NRT	\$3,362

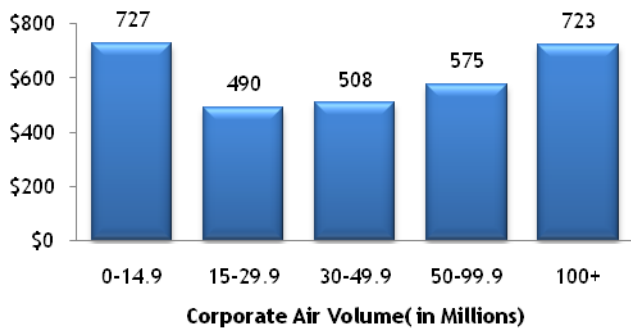
Negotiated Airfares by Corporate Air Volume Percent of Domestic Segments



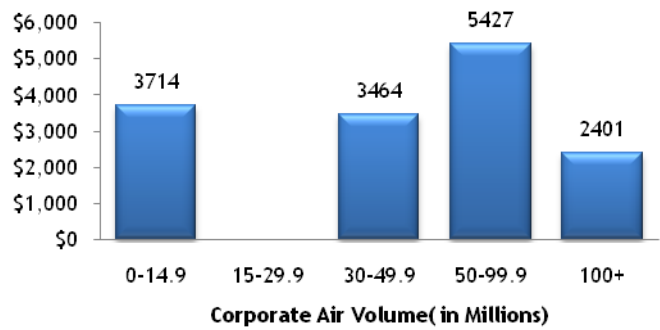
Negotiated Airfares by Corporate Air Volume Percent of International Segments



Corporate Air Volume Average Cost per Domestic PNR



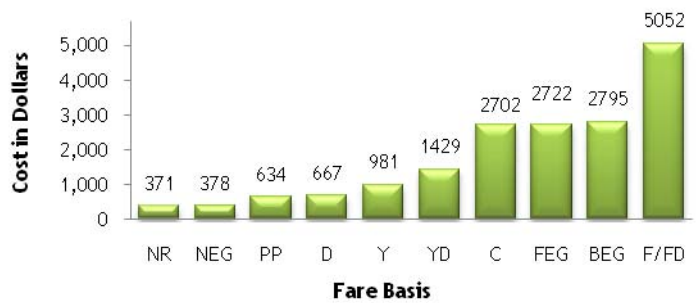
Corporate Air Volume Average Cost per International PNR



Domestic Cost per Segment by Airfare Category



International Cost per Segment by Airfare Category



Domestic Cost per Mile by Airfare Category



International Cost per Mile by Airfare Category



Definitions

- AP Advance purchase fare, no penalties
- BEG Business class negotiated
- C Business class
- D Unrestricted capacity controlled discount
- F First class
- FD Discounted first class
- FEG First class negotiated
- GOV Government fare
- NEG Negotiated fare
- NR Non-refundable
- PP Advance purchase, partial penalty
- PRO Promotional fare
- Y Full coach fare
- YD Discounted coach

- PNR Passenger Name Record - may include multiple tickets
- Segment The origin/destination cities at which the fare is broken

The *Monthly Airfare Index* consists of twelve monthly reports. Subscribers include financial, administrative and purchasing executives responsible for managing the expense of air travel, travel agencies serving the business traveler, airlines, and travel accounts.

Copyright 2010 Topaz International, Ltd.
 No part of this publication may be reproduced in any form without written permission from the publisher.

TOPAZ Publications
 PO Box 3185
 Tualatin, OR 97062-3185
 Phone (503) 651-4300
 FAX (503) 612-9960

Bradley Seitz, Publisher
Michele Simon, Editor